

SAFE SPORT TRAINING (ONLINE INSTRUCTIONS)



1. Go to the following link: <https://training.teamusa.org/>
2. Click on the icon for the STORE at the bottom of the screen


STORE




3. Choose the first option listed by clicking on the word SafeSport



4. In the lower right area of the screen click Add to Bag



5. Click Checkout on the next screen



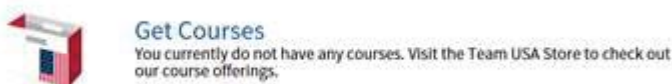
6. Click the Register button to create a record



7. Complete the registration page and be sure that you select **"OTHER"** under the Organization screen.

Organization*
Select an Organization...
Membership Number

8. Once your record is created -if you get this screen saying that you do not have any courses –



look in the upper right corner for the BAG 

9. Click that bag and reselect the Checkout button and you should get the confirmation screen for the course and click the Activate button



10. The final screen should look like this- click the launch button to start the program

SAFE SPORT SafeSport
SafeSport provides important training about the nature of misconduct in sport and gives you actionable information to better protect athletes.

0%

0/5 Quiz 1 0/7 Quiz 2 0/2 Quiz 3 0/7 Quiz 4 0/20 Final Exam

COURSE INFO
Started: --
Must Complete By: --
Completed: --
Expires: --
Attempts: --
Completion Code: --

Launch Course

HELP
Having issues with this course or just have a question? Please check out our [frequently asked questions page](#) for answers to common issues.

11. There will be 4 quizzes and a final exam during the course. The entire course is approximated 90 minutes. You can view in one sitting or stop and resume at a later time.

NOTE: If you do not view the entire course in one setting – when you log back into the site and launch the program again it may take you to a segment that you have already viewed. If this occurs you should be able to click the forward button to take you to the next segment so you do not have to re-watch a previously viewed segment. You can always go back as well.

Each time you re-login you will get the following screen showing your completion status: Just click the word SafeSport and then re-launch the course.

DASHBOARD

Incomplete Courses

SAFE SPORT SafeSport
Days to Complete: 366

10%

12. Once you have completed the entire course you should get an option to print your certificate. It should look like this: It is advised that you print out your certificate and then check your membership record to make sure that your certification gets posted to your record.

TEAM USA **SAFESPORT**
Where your game plan starts

Donna Smith
has successfully completed
SafeSport Training
On: 7/30/2014

13. If you do not get the Download Certificate option log out and log back in. You should see the following statement. Click on the work [HERE](#)

All of your courses have been completed. Click [here](#) to view your completed courses.

If this screen shows 100% completed again click on the work Safe Sport



Now under the Launch Course option you should see the Download Certificate option



14. *FYI: On the main SafeSport page there is also an option under Resources where you can download pdf files with valuable printed information. These are helpful to refer to when taking the quizzes and test as well as for future reference. We encourage you to download some of these resource pages for parents and coaches as well.*

RESOURCES



If you have any issues concerning the SafeSport registration feel free to contact the Region directly.

- Print two copies of your Certificate (One for your Records and one for the BAA)
 - Submit one copy to:

Wendi Duffill

649 Gregg Avenue

Bridgeville, PA 15017

Phone: (412) 221-1995

Email: wduffill@bridgevilleball.com

SAFE SPORT CERTIFICATIONS MUST BE SENT TO THE BAA BY MARCH 11th, 2017